



Preposition Hunt - Find the Cats


This activity is great for teaching and practicing basic prepositions and prepositional phrases.

You will need:

Two sets of cat pictures, cut out and large enough for the children to spot in the classroom (A6-ish)

Sticky tape or Blu-tac


A recording grid, one per child or per pair of children, depending on how you wish them to work




How to do the activity

- Before the children come into the room, stick each cat picture in a different place for them to find, e.g. under a table, on a bookshelf, next to the bin etc.
- When the children arrive, explain the activity to them by looking at a set of cat pictures so they understand what they are looking for. Demonstrate how to use the recording sheet too, by finding and recording the position of the first cat on the sheet as an example. Children can either draw or make notes on each cat's position.
- Next, send the children off in pairs or individually to find the cat pictures and note down on the sheet where each one is. **Working in pairs will encourage more talk.**
- When someone has found all the cats, stop the activity and put the second set of cat pictures face down on a table or the floor.
- Sit round and take it in turns to pick up a picture and tell the group where the matching cat is in the room. The children will need to explain where they found the pictures, rather than pointing or saying, "It's over there". They should use the recording sheets to help with their explanations.
- Encourage full sentences like, "The picture of this black and white cat is **under** the clock, **above** the door". Point out and discuss the **prepositions and phrases** that go with each explanation. Encourage the children to notice them when they are talking or listening to each other.

Print and cut out two lots of photos – one set to ‘hide’ around the room, one set to discuss at the end of the activity.



Print and cut out two lots of photos – one set to ‘hide’ around the room, one set to discuss at the end of the activity.



Where are the cats?

In on under above next to behind beside to the right/left


1.



2.



3.



4.



5.




6.



7.



8.



Write down or draw where you find the cats.