



English Remote Education

This Week's English Lessons

WC: 25/01/21

Mr Rix's Phonics Group:

Complete these letters and sounds lessons which introduce the phonemes:

- **oe** ([lesson](#))
- **wh** ([lesson](#))
- **a_e** ([lesson](#))
- **e_e** ([lesson](#))

- Cut out the Phase 2 and 3 phoneme flashcards (uploaded last week) and also cut out the Phase 5 phonemes covered so far (ay, ou, ie, ea, oy, ir, ue, aw, ew, oe, wh, a_e, e_e).

- Challenge: Can you get all the way through the flashcards, saying each phoneme independently, without making a mistake? Put the ones you got right in one pile and the ones you didn't get right in another pile. Practise with the ones you found tricky, then mix up all the phoneme flashcards and repeat the challenge.

Mr Hoyle's Phonics Group:

Complete these letters and sounds lessons which introduce the phonemes:

- **ear** ([lesson](#))
- **er** ([lesson](#))
- **air** ([lesson](#))

- Cut out the Phase 2 and 3 phoneme flashcards (uploaded last week).

- Challenge: Can you get all the way through the flashcards, saying each phoneme independently, without making a mistake? Put the ones you got right in one pile and the ones you didn't get right in another pile. Practise with the ones you found tricky, then mix up all the phoneme flashcards and repeat the challenge.

Grammar:

Making **plural** words using the suffix **-s**. Read the information on singular and plural words, then complete the worksheet to make plural words.

Day:	Learning Objective:	Lesson:
Monday	To be able to order letters in the alphabet.	<ul style="list-style-type: none"> Make a set of letter cards for the alphabet. Mix them up and then time yourself to put them in the right order. <i>Challenge:</i> Shuffle the cards. Then take one card from the pile at a time and put it in the correct place to create the alphabet. (This is tricky. Each time you have to think...does it come before or after this other letter?)
Tuesday	To be able to think of words linked to a story.	<ul style="list-style-type: none"> Watch the story 'A house in the Woods' (bit.ly/VPY1ahouseinthetwoods). When watching the story pause the video and have a close look at what is happening in the pictures.



		<ul style="list-style-type: none"> • Can you think of words linked to the story (think of the characters, the setting, what happens) that start with each of the letters of the alphabet? Go through the alphabet in order. Some letters will be really hard to find words for (don't worry if you don't think of one, but get as many as you can!). • Take a photo of your alphabet word list and post to Seesaw
Wednesday	<p>To find the meaning of words in a dictionary.</p> <p>To be able to order words alphabetically.</p>	<ul style="list-style-type: none"> • Look at / cut out the character trait cards. • Look at the different words on the cards. They can be used to describe a character. Do you know what they all mean? No? Then look any unknown words in a dictionary or by using an online dictionary like this online kid's dictionary (https://kids.britannica.com/kids/browse/dictionary). • Place the words in alphabetical order (the order that the first letters of each word come in the alphabet e.g. C is before D, so Cat would come before Dog). • Take a photo of your alphabetically ordered word list and post to Seesaw.
Thursday	To be able to consider character traits	<ul style="list-style-type: none"> • Watch the story 'A house in the Woods' again (bit.ly/VPY1ahouseinthewoods). When watching the story pause the video and have a close look at what is happening in the pictures. • Look at the pictures of different characters from the story. Place the word cards from yesterday on the character that they could best describe. • Tell someone in your family why you chose to place each word where you did. Give examples from the story (including what you can see happening in the pictures) to back these reasons up. • Which of the characters would you most like to be your friend? Draw the character and write their name. Write one or two sentences to explain why this character would be the best friend. Use evidence from the book in your explanation. • Take a photo of your work and post to Seesaw.



<p>Friday</p>	<p>To be able to write a letter.</p>	<ul style="list-style-type: none"> • Last week we looked at a letter and you wrote your own. Can you still remember what a letter needs? Can you write a list of these features of a letter? - Hints – Think about: where you live, when you wrote it, how you say hello, what you are writing about, how you finish the letter. • Imagine that you are one of the characters in the story. Write a letter to me (Mr Rix) to tell me what you and the other animals have been doing in the woods. Tell me what the different animals are like, giving your reasons. • Think carefully about each sentence you want to write first. Say it. Write it. • Don't forget to use your letters and sounds to write words. • Don't forget to start each sentence with a capital letter and end it with a full-stop. • Use finger spaces between words and try to write on the line. • Remember the things that we have looked at this week and try to use them in your writing: Plural words, words linked to the story, words to describe a character, giving reasons for your ideas.
---------------	--------------------------------------	--


Regular Plural Words—Adding 's'




rabbit



twinkl.com



pig



twinkl.com




bird



twinkl.com



bear



twinkl.com



owl



twinkl.com



hedgehog



twinkl.com



snake



twinkl.com



frog



twinkl.com

Aa	Bb	Cc	Dd
Ee	Ff	Gg	Hh
Ii	Jj	Kk	Ll
Mm	Nn	Oo	Pp
Qq	Rr	Ss	Tt
Uu	Vv	Ww	Xx
Yy	Zz		

Tuesday 26th January 2021

A is for _____

B is for _____

C is for _____

D is for _____

E is for _____

F is for _____

G is for _____

H is for _____

I is for _____

J is for _____

K is for _____

L is for _____

M is for _____

N is for _____

O is for _____

P is for _____

Q is for _____

R is for _____

S is for _____

T is for _____

U is for _____

V is for _____

W is for _____

X is for _____

Y is for _____

Z is for _____

Brave

Creative

Kind

Optimistic

Intelligent

Helpful

Reliable

Trustworthy

Hardworking

Organised

Thursday 28th January 2021



Friday 29th January 2021
