

Home Learning - Year 2

This Week's Maths Tasks


WC – 22nd June 2020

Mental Maths

- **5 minutes each day on Times Tables Rockstars.** Remember to complete a Studio activity once each week.

Activity 1 – Names of 3D Shapes

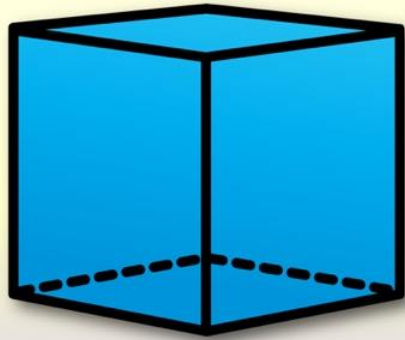
- Watch the BBC Bitesize videos and complete the quizzes on [3D shape names](#)
- Do you know the names of any other 3D shapes? What are they?
- Make different 3D shapes using play-dough or plasticine or maybe you could find examples of real objects that are different 3D shapes.
- Take a photo and label the object with its 3D shape name (save these shapes for the other Maths activities this week).



Activity 2 – Properties of 3D Shapes

- Watch the BBC Bitesize video and complete the quiz on [3D Shape Properties](#).
- Count the number of faces, edges and vertices that each of your 3D shapes from Activity 1 have and show this on each picture.
- Complete the Maths worksheet for **Activity 2**.

Properties of 3D shapes



cube

Properties:

- ❖ 6 faces (all squares)
- ❖ 8 vertices
- ❖ 12 edges

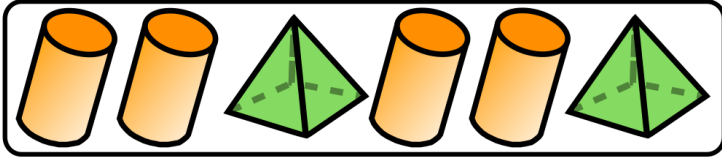
Activity 3 –Sorting 3D shapes

- Look at the 3D shapes that you have made or found. Do any of your shapes have the same number of faces, edges or vertices? Which ones?
- Complete the Maths worksheet for **Activity 3**.



Activity 4 – Patterns with 3D shapes

- Choose three 3D shapes. Make a repeating pattern using just these types of shape. How many different repeating patterns can you make?
- Complete the Maths worksheet for **Activity 3**.



Useful Links and Videos

-