



English Remote Education		
This Week's English Lessons		WC: 22/02/21
<b>Mr Rix's Phonics Group:</b> Complete these letters and sounds lessons which introduce the phonemes: - <b>alternative g</b> ( <a href="#">lesson</a> ) - <b>alternative u</b> ( <a href="#">lesson</a> ) - <b>alternative ow</b> ( <a href="#">lesson</a> ) - <b>alternative ie</b> ( <a href="#">lesson</a> )  - Challenge: Can you get all the way through your phoneme flashcards for Phases 2, 3 and 5, saying each phoneme independently, without making a mistake? Put the ones you got right in one pile and the ones you didn't get right in another pile. Practise with the ones you found tricky, then mix up all the phoneme flashcards and repeat the challenge.		<b>Mrs Hoyle's Phonics Group:</b> This half term you will start to learn your Phase 5 letters and sounds! 😊 Complete these letters and sounds lessons which introduce the phonemes: - <b>ure</b> ( <a href="#">lesson</a> ) - <b>ay</b> ( <a href="#">lesson</a> ) - <b>ou</b> ( <a href="#">lesson</a> ) - <b>ie</b> ( <a href="#">lesson</a> )  - Challenge: Can you get all the way through your phoneme flashcards for Phases 2, 3 and 5, saying each phoneme independently, without making a mistake? Put the ones you got right in one pile and the ones you didn't get right in another pile. Practise with the ones you found tricky, then mix up all the phoneme flashcards and repeat the challenge.
<b>Grammar:</b> Finding and using the word 'and'. Learn how this important word connects ideas or adds information, by following the online lesson on the BBC Bitesize website ( <a href="#">here</a> ). Post the sentences that you write to Seesaw.		
Day:	Learning Objective:	Lesson:
Monday	To be able to work out information about a book from its front cover	<ul style="list-style-type: none"> <li>Our Topic this half term is all about the famous author Beatrix Potter and in our English, we will be reading and writing about some of her stories.</li> <li>Your first task is to complete the <b>Grammar activity</b> for this week.</li> <li>Next, look at the <b>front cover</b> of this week's book (on the worksheet) and answer the questions.</li> <li>Finally, listen to the <b>Tale of Peter Rabbit</b> (<a href="#">here</a>) or read it together with an adult (<a href="#">here</a>).</li> <li>Post a photo of your completed work on Seesaw.</li> </ul>


Day:	Learning Objective:	Lesson:
Monday	To be able to work out information about a book from its front cover	<ul style="list-style-type: none"> <li>• Our Topic this half term is all about the famous author Beatrix Potter and in our English, we will be reading and writing about some of her stories.</li> <li>• Your first task is to complete the <b>Grammar activity</b> for this week.</li> <li>• Next, look at the <b>front cover</b> of this week's book (on the worksheet) and answer the questions.</li> <li>• Finally, listen to the <b>Tale of Peter Rabbit</b> (<a href="#">here</a>) or read it together with an adult (<a href="#">here</a>).</li> <li>• Post a photo of your completed work on Seesaw.</li> </ul>



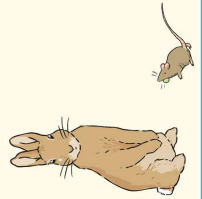


Tuesday	To be able to give an opinion	<ul style="list-style-type: none"> <li>Listen to the <b>Tale of Peter Rabbit</b> again (<a href="#">here</a>) or read it again with an adult (<a href="#">here</a>).</li> <li>As you listen to the story, put the <b>picture; in the correct order</b>. Staple them together or use a bulldog clip to make them into a <b>mini picture book</b> for the story.</li> <li>Use your mini book to <b>tell</b> someone in your family the story, starting with 'Once upon a time...'. </li> <li>What was your <b>favourite part</b> of the story? Draw this scene.</li> <li>What happened? Why did you like this part of the story? <b>Write sentences</b> to explain your answers. Can you include the word 'and' in any of your sentences?</li> <li>Post a photo of your completed work on Seesaw.</li> </ul>
Wednesday	To be able to summarise a story	<ul style="list-style-type: none"> <li>Today's task is to write a book summary for the story of Peter Rabbit. A summary is a short description of the story to give someone an idea of the characters and what happens.</li> <li>Look at your mini picture book again (or listen to the story again).</li> <li>Imagine that you met someone who had never heard about this book. What <b>one word</b> would you use to <b>describe</b> this story? (e.g. funny, exciting etc.)</li> <li>Who is the <b>main character</b>? What one words would you use to describe what they are like?</li> <li>What is the <b>main thing</b> that happens in the story? What is the <b>problem</b> that needs to be solved?</li> <li>Use your ideas to complete your <b>book summary</b> where you will be telling important information about the story in only a few sentences.</li> <li>Post a photo of your completed work on Seesaw.</li> </ul>
Thursday	To be able to use 'because' when giving a reason.	<ul style="list-style-type: none"> <li>The word <b>'because'</b> is a word that we use when we want to explain 'why?'. For example: 'I like apples because they are sweet'. Can you think of a sentence that uses the word because? You could start it 'I like.... because...'. Tell someone your sentence.</li> </ul>

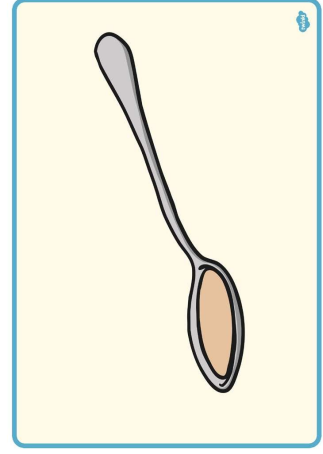








		<ul style="list-style-type: none"> <li>Who do you think The Tale of Peter Rabbit was written for? Adults or children? What age? Why do you think this? Tell someone your reasons. Now <b>write a sentence to explain</b> (don't forget to use 'because').</li> <li>Who do you know that might like this story? Why do you think they would enjoy it? Tell someone your reasons, then <b>write a sentence to explain</b>.</li> </ul>
Friday	To be able to write a blurb.	<ul style="list-style-type: none"> <li>Today's task is to put everything that you have practised this week together and to independently write a <b>book review</b> for your <b>favourite story</b> book using the attached template.</li> <li>What's the title of your favourite story book? Can you find the name of the author on the cover?</li> <li>Give it a rating to show how much you like it (1 star = not very good, 5 stars = Fantastic).</li> <li>What is the story all about? Remember to describe the main character and what happens to them.</li> <li>What type of person do you think would like this story?</li> <li>Can you draw an illustration of your favourite part of the story? Write sentences to describe your favourite part.</li> <li><b>Remember</b> to write your descriptions and explanations in sentences. Start each sentence with a capital letter and end each sentence with a full stop. Use neat handwriting. Write on the line and use finger spaces.</li> <li>Take a photo of your completed work and post it on Seesaw.</li> </ul>



# The Tale of Peter Rabbit







Q1. Who is the author of this book?

---

Q2. Who is the book about?

---

Q3. What do you think the main character will be like?

---


Q4. Is it a new story or and old story? What are the clues?

---

My favourite part of the story

Write sentences to explain what your favourite part of the story is, what happens and why you like it.

## Book summary



Draw the main character


This is a \_\_\_\_\_ story. It is about a \_\_\_\_\_  
\_\_\_\_\_ called  
\_\_\_\_\_.

In this story, \_\_\_\_\_  
\_\_\_\_\_  
\_\_\_\_\_  
\_\_\_\_\_  
\_\_\_\_\_



English—Thursday 25th February 2021

LO: To be able to use 'because' when giving a reason.



What age person do you think The Tale of Peter Rabbit was written for? Write a sentence to explain your answer .

---

---

---


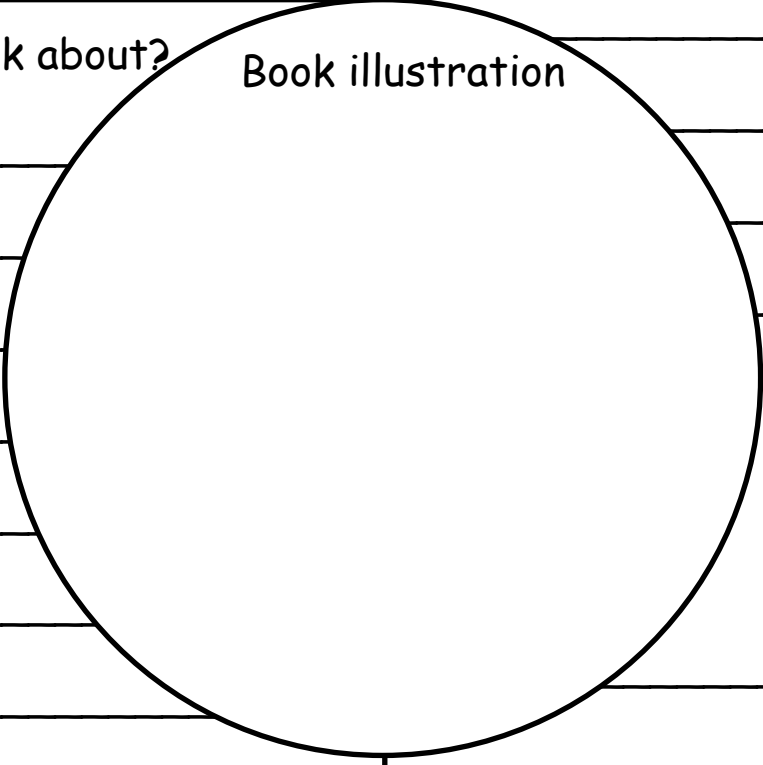
Who do you know that might like this story? Why do you think they would enjoy it? Write a sentence to explain.

---

---

---

Book Review

<p>Book title: _____</p> <p>Author: _____</p> <p>Fiction or Non-fiction?: _____</p>	<p>Who would you recommend the book to? Why? _____</p> <p>_____</p> <p>_____</p> <p>_____</p> <p>_____</p>
<p>Rating: </p>	
<p>What is the book about?</p> <p>_____</p> <p>_____</p> <p>_____</p> <p>_____</p> <p>_____</p> <p>_____</p> <p>_____</p> <p>_____</p> <p>_____</p> <p>_____</p>	<p>Book illustration</p>  <p>My favourite part</p> <p>_____</p> <p>_____</p> <p>_____</p> <p>_____</p> <p>_____</p> <p>_____</p>