



## English Remote Education

### This Week's English Lessons

WC: 18/01/21

#### Mr Rix's Phonics Group:

Complete these letters and sounds lessons which introduce the phonemes:

- **aw** ([lesson](#))
- **ew** ([lesson](#))
- **Alternative pronunciation i** ([lesson](#))
- **Alternative pronunciation e** ([lesson](#))

#### Mr Hoyle's Phonics Group:

Complete these letters and sounds lessons which introduce the phonemes:

- **igh** ([lesson](#))
- **ur** ([lesson](#))
- **ow** ([lesson](#))
- **oi** ([lesson](#))

**Grammar:** Using the suffix **-ed**. Complete the worksheet to make words that end with **-ed**. What do you notice about when the word you started with (the root word) and the new word happen?

Day:	Learning Objective:	Lesson:
Monday	<p>To be familiar with a woodland setting.</p> <p>To notice sights, sounds and feelings.</p>	<ul style="list-style-type: none"> <li>Today we need to think about woodland settings. If possible go for a walk in a wood. Otherwise, have a look at this 3D video (<a href="https://www.youtube.com/watch?v=DTIzIGFrL_4">https://www.youtube.com/watch?v=DTIzIGFrL_4</a>). You can click on the picture and drag it around to have a look about. Turn up the volume. Sit quietly. Listen to the sounds.</li> <li>Complete the 'I can see, I can hear, I feel' sheet to record your ideas.</li> <li>What stories do you know that are set in a wood? Can you make a list using bullet points?</li> <li><i>Challenge: Can you read one of these stories to or with someone? How is it similar to other stories that you know? Can you spot any adjectives (describing words) in the story? Make a list of any that describe the wood.</i></li> </ul>
Tuesday	To be able to explain the meaning of 'Home'	<ul style="list-style-type: none"> <li>Draw a picture of your home.</li> <li>What does the word 'Home' mean? What thoughts and feelings pop into your head when you think of your home? Put your ideas around your drawing.</li> </ul>



		<ul style="list-style-type: none"> <li>• There's a phrase that says 'There's no place like home'. Write a sentence to explain what you think this means.</li> <li>• Next, read through the sentence that you have written. Does it make sense? Does it start with a capital letter? Does it end with a full-stop? Have you used finger spaces between words? Have you written on the lines? So many things to think about!</li> </ul>
Wednesday	To be able to read meaning from a picture.	<ul style="list-style-type: none"> <li>• Look carefully at the front cover of our next class book 'A House in the Woods'.</li> <li>• Complete the 'I know, I guess, I want to know' sheet with your first ideas about the story. Think about the different characters, the setting and the things that are happening for each section of the sheet.</li> <li>• Write a prediction about what you think will happen in this story (in sentences).</li> <li>• <i>Challenge:</i> Can you use the word <i>because</i> in your prediction. Can you spell it correctly?</li> </ul>
Thursday	To understand how different characters feel.	<ul style="list-style-type: none"> <li>• What is happening in this picture? How does the pig feel about the bear being in his home? If you were the pig what would you do? Write a sentence to say this.</li> <li>• Why has the bear gone into the pig's home? If you were the bear, what would you do now pig has come home? Write a sentence to say what Bear will do.</li> <li>• Add a sentence to each thought bubble to show what you think the bear and the pig are thinking. Remember to use capital letters and full stops.</li> </ul>
Friday	To be able to write a letter	<ul style="list-style-type: none"> <li>• The bear and moose never apologise to the Pigs for ruining their homes. Should they be sorry? Why? How do you think the pigs felt about their homes being ruined? How could the moose and bear make it better?</li> <li>• Look at the example letter. Can you find: <ul style="list-style-type: none"> <li>- The address</li> <li>- The date</li> <li>- The greeting (how the writer says hello)</li> <li>- What the letter is about</li> <li>- How the writer has signed off the letter</li> </ul> </li> </ul>



		<ul style="list-style-type: none"><li>• Imagine that you are the bear or the moose. Write a letter to apologise (say sorry) for what you did to the pig's home.</li><li>• <b>Think</b> carefully about each sentence you want to write first. <b>Say</b> it. <b>Write</b> it.</li><li>• Don't forget to use your letters and sounds to write words.</li><li>• Don't forget to start each sentence with a capital letter and end it with a full-stop.</li><li>• Use finger spaces between words and try to write on the line.</li><li>• Remember the things that we have looked at this week: Feelings about home, understanding why characters have done things. Can you use any of these in your writing today?</li></ul>
--	--	----------------------------------------------------------------------------------------------------------------------------------------------------------------------------------------------------------------------------------------------------------------------------------------------------------------------------------------------------------------------------------------------------------------------------------------------------------------------------------------------------------------------------------------------------------------------------------------------------------------------------------------------------------------------------------------------------------------------------


# Application Activity: Writing -ed Words

I can add -ed to words to make new words.

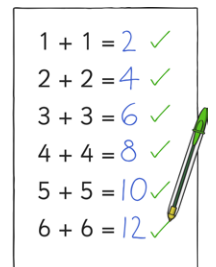


1. Make a new word by adding -ed.

a) grunt \_\_\_\_\_



b) check \_\_\_\_\_




c) dress \_\_\_\_\_




d) burn \_\_\_\_\_



e) buzz \_\_\_\_\_



f) float \_\_\_\_\_



Challenge:

2. Sort the words into the columns by their end sounds.

(t)	(d)	(id)

- 1
- a) *grunted*
  - b) *checked*
  - c) *dressed*
  - d) *burned*
  - e) *buzzed*
  - f) *floated*

2

(t)	(d)	(id)
<i>dressed</i>	<i>burned</i>	<i>grunted</i>
<i>checked</i>	<i>buzzed</i>	<i>floated</i>

## English—A House in the Woods

Monday 18th January 2021

LO: to be familiar with a woodland setting. To notice sights, sounds and feelings.

I can see	I can hear	I feel

## English—A House in the Woods

Tuesday 19th January 2021

LO: To be able to explain the meaning of 'Home'.

**My home**

**My thoughts and feelings about my home.**

---

---

---

---

---

---

**There's no place like home.**

---

---

---

---

---

## English—A House in the Woods

Wednesday 20th January 2021

LO: To be able to read meaning from a picture.

I know	I guess	I want to know

**My Prediction**

---

---

---



# A House in the Woods

INGA MOORE





## English—A House in the Woods

Thursday 21st January 2021

LO: To understand how different characters feel.



What would you do if you were the pig?

---

---

---

---

---

---

---

---

---

---

English—A House in the Woods

Friday 22nd January 2021

LO: To be able to write a letter

## Example letter

The Bear Den  
Animal Wood  
Friday 22.1.21

Dear Pig,

I am so very sorry that I broke your house. I was feeling really sleepy after eating a big lunch and your house looked so cosy and comfortable. I only wanted a quick snooze and didn't mean to knock your home down. Please let me help you to build a new house. I am very strong and good at making things.

Your very sorry friend,

Bear

**English—A House in the Woods**

Friday 22nd January 2021

LO: To be able to write a letter

---

---

---

---

---

---

---

---

---

---

---

---

---

---

---

---