

Indian Art

Learning Objective:

To explore the art displayed during the Indian elephant festival.



Have you heard
of the Indian
elephant festival? Its
name is
Hastimangala.



Jaipur, city in the Rajasthan state.

The Elephant festival is held in Jaipur, which is a city in northern India. It is usually held on or just before the Holi festival (festival of colours) in March. The people of Jaipur decorate their elephants with vibrant colours, pretty saddle cloths and heavy jewellery. The most beautiful elephant is awarded the winnnng prize.

Back

Next



The caretakers decorate their elephant's forehead with head plates and they place gold and silver bracelets on their tusks. The elephant's skin is painted and jewellery is attached to their tusks and legs. Sparkling cloth (saddle cloth) is then draped over the elephant's back. The caretakers also get dressed in beautiful clothing to parade their elephant through the crowd.



Let's have a
look at the designs
and patterns of the
decorated
elephants.



Look at this elephant's face. What patterns can you see? What colours can you see? How was this design created?



Back

www.planbee.com

Next



Look at this elephant's face. What patterns can you see? What colours can you see? How was this design created?



Back

Next



Look at this
elephant. What
patterns can you see?
What colours can you see?
What was used to
decorate this
elephant?



Back

Next



Look at this elephant. What patterns can you see? What colours can you see? Which parts of the elephant have been decorated?



Back

Next

Look at this elephant. What patterns can you see? What colours can you see? Which parts of the elephant have been decorated?




Back

www.planbee.com

Next



Look at this elephant. What patterns can you see? What colours can you see? Which parts of the elephant have been decorated?



[Back](#)

[Next](#)

The elephant festival happens once a year in India. Some animal activists think this artistic festival is cruel. They think that decorating the elephants can harm them and make them feel uncomfortable. The festival was once cancelled for two years in a row in 2013 and 2014.



What do you think about this? Do you agree? Or do you think it is nice to decorate elephants once a year?

Back

Next


Today you are going to make your own 3-D elephant to use in your own elephant festival. The steps on the next slide show you how to make one.




Back

www.planbee.com

Next




Get the two elephant templates off your teacher and find some scissors to cut them out.



Once they are cut out you will have two elephants that face the opposite way.



Lay the blank side of both elephants on top of one another and start stapling the legs and lower body together.



Remember to leave a gap at the top so you can stuff your elephant later.



Decorate your elephant using coloured pencils, pens, pastels, crayons or craft material. Remember to do the other side too.



Once you have finished the decorations find some cotton wool or tissue paper and stuff your elephant.



Once you have put enough stuffing in, staple the elephant closed.

Back

Next



Now you can use your elephant in your own elephant parade.

For an extra challenge you could make a saddle cloth and some ankle bracelets to add to your elephant.
What else could you add?



Back

Next

Plenary

**Think, pair, share
your ideas.**

Imagine you live in Jaipur and the animal activists banned the elephant festival forever. What other objects could you decorate so you could still enjoy the Holi festival of colours?



Back

Next