

Maths Activity 3 – Drawing Accurately



Practise:

1.

Measure these lines. Record your measurements in cm and mm.



_____ cm and _____ mm



_____ cm and _____ mm



_____ cm and _____ mm

2.

Draw straight lines that measure exactly:

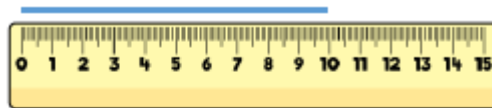
12 cm

8 cm and 5 mm

9 cm and 8 mm

14 cm and 2 mm

3.



This line measures
9 cm and 9 mm

It measures _____ cm to the nearest centimetre.

Draw a line for each of the measurements.

5 cm and 2 mm

13 cm and 8 mm

0 cm and 9 mm

10 cm and 3 mm

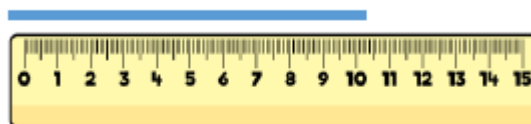
What would each line measure to the nearest centimetre?



Reason:

4.

Alex measures the line.



She says it is 10 cm 4 mm

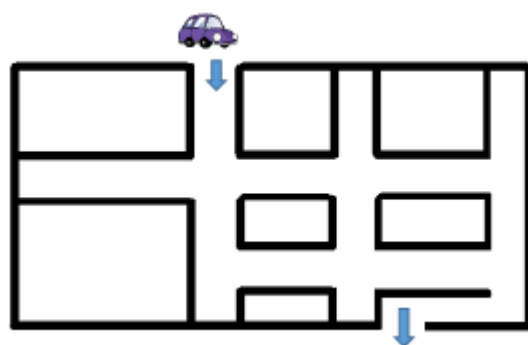
Is Alex correct?

Explain why.



Problem Solve:

6.



Use straight lines to show the route the car could take to get out of the maze.

Work out the length of the route to the nearest cm

Is this the shortest route?