

Maths Activity 1 – Mint Maths – Measure Perimeter



Practise:

1.

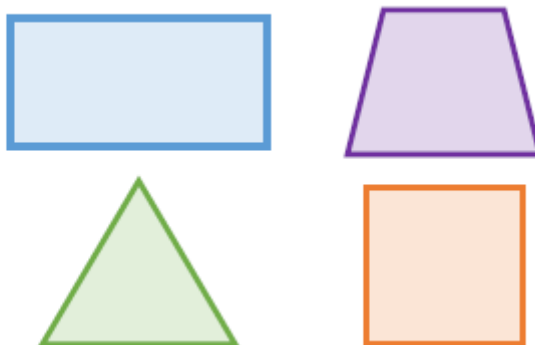
Tick the images where you can find the perimeter.



Explain why you can't find the perimeter of some of the images.

2.

Use a ruler to measure the perimeter of the shapes.

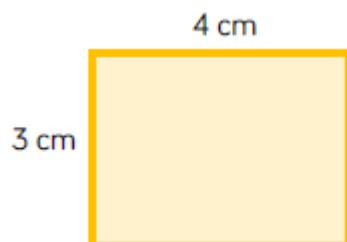


Reason:

4.

Amir is measuring the shape below.
He thinks the perimeter is 7 cm.

Can you spot his mistake?



5.

Whitney is measuring the perimeter of a square.
She says she only needs to measure one side of the square.

Do you agree?
Explain your answer.




Problem Solve:

6.

Here is a shape made from centimetre squares.

Find the perimeter of the shape.



Can you use 8 centimetre squares to make different shapes?

Find the perimeter of each one.