

# Roll And Draw A Flower Game







The aim of the game is to be the first to draw a complete flower by rolling the dice.

## Equipment needed:

- A dice
- A pencil and piece of paper each

## How to play:

1. Take turns to roll the dice and draw a part of the flower:

1	<p>Petals</p> 	4	<p>Ovary and Ovule</p> 
2	<p>Anthers and Filaments</p> 	5	<p>Stem &amp; Sepals</p> 
3	<p>Stigma and Style</p> 	6	<p>Pollen</p> 

2. If you roll a number you already have, you should miss a turn.
3. A 6 can only be rolled and pollen drawn, once all the other parts of the flower are complete.
4. The first player to have a completed flower is the winner!

