

Home Learning - Year 2

This Week's Maths Tasks

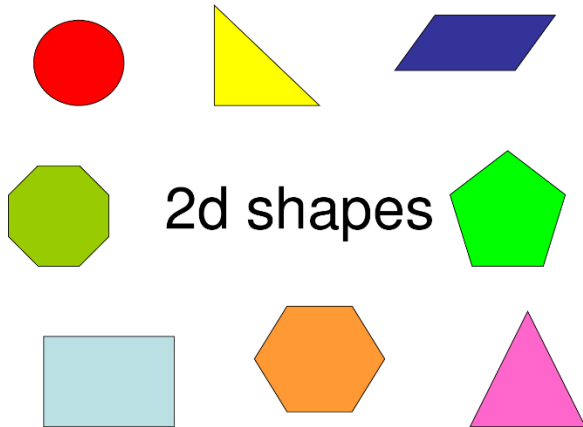
WC – 15th June 2020

Mental Maths

- **5 minutes each day on Times Tables Rockstars.** Remember to complete a Studio activity once each week.


Activity 1 – Drawing 2D Shapes

- How many 2D shape names can you remember from last week?
- How many straight sides does each shape have?
- Complete the worksheet questions for Activity 1. Remember that you must use a ruler to draw straight sides!



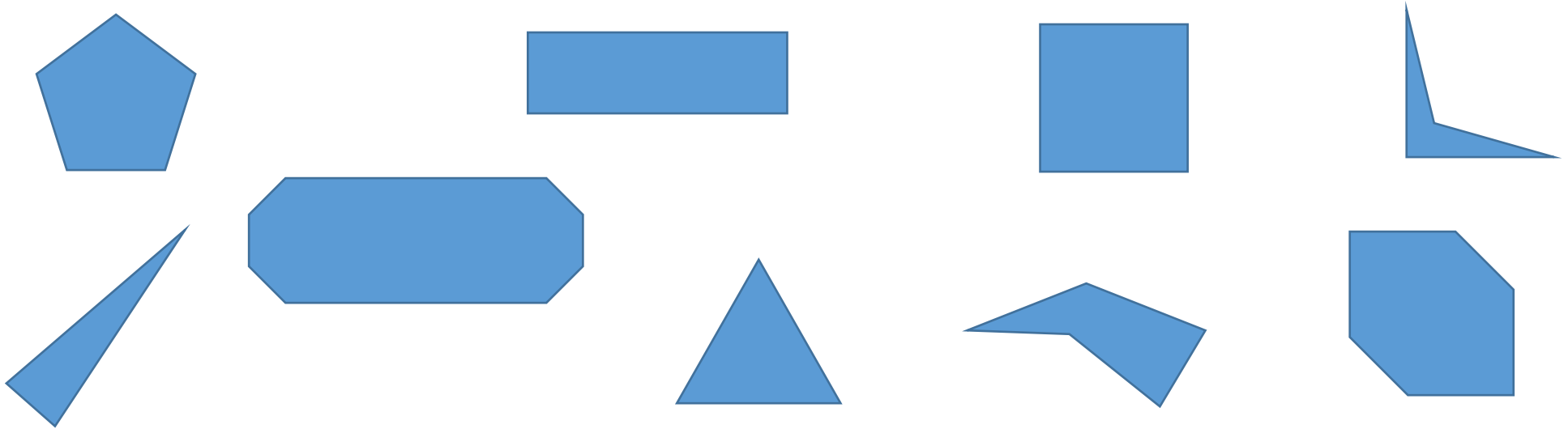
Activity 2 – Lines of Symmetry

- Read the information about finding lines of symmetry on the Mathsisfun website ([here](#)).
- Cut out the 2D shapes on the attached sheet. Take your time and cut very carefully along the lines.
- Fold the shapes in half. If both halves match up exactly with each other, the shape has a line of symmetry. The line of symmetry is where the fold line is. Can you find any lines of symmetry in each shape?
- Can you see any lines of symmetry in things around your house?
- Complete the worksheet questions for Activity 2.



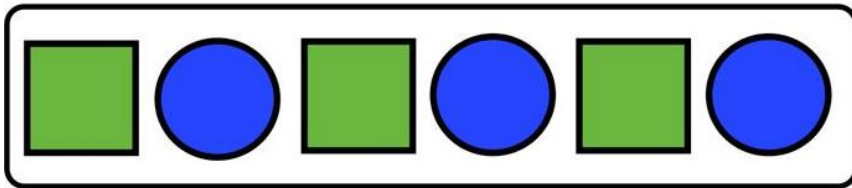
Activity 3 – Regular and Irregular 2D shapes

- Read the information on Regular and Irregular shapes on the School Run website ([here](#))
- Look at these shapes and write an R if they are regular shapes and an I if they are an irregular shape.
Top tip: All of the sides in a regular shape are exactly the same length. (The internal angles are exactly the same too, but we don't need to worry too much about this in Year 2!)



Activity 4 – Patterns with shapes

- An important part of Maths is spotting and using patterns. In this activity you need to look carefully at a sequence (a group of things put in order) of 2D shapes. Look carefully at the pattern of the shapes. Work out what order they are in and use this to figure out what the next shape in the sequence will be. Have fun!
- Complete the worksheet questions for Activity 4.



Useful Links and Videos

-

2D Shapes

