

## Home Learning - Year 2

### This Week's Maths Tasks


WC – 1<sup>st</sup> June 2020

#### Mental Maths

- **5 minutes each day on Times Tables Rockstars.** Remember to complete a Studio activity once each week.

#### Activity 1 – Measuring length in centimetres

- Watch the video lesson on the White Rose Maths website about measuring in cm (Choose Summer term Wk 1 Lesson 3 – click [here](#))
- Measure the lengths in cm of different objects around your home.
- Complete the attached Maths worksheet for Activity 1.



#### **Top tips:**

- Make sure that you've got the ruler the right way round (the numbers aren't upside down!) and that you are using the cm scale.
- When you start measuring, always line up the zero line on the ruler with the edge of the object that you're measuring (don't line the object up with the end of the ruler!)

#### Activity 2 – Measuring length in metres

- Watch the video lesson on the White Rose Maths website about measuring in cm (Choose Summer term Wk 1 Lesson 4 – click [here](#))
- Make yourself a metre stick or strip. Use a 30cm ruler to measure out 100 cm on a garden cane, long strip of paper or piece of string (30cm + 30cm + 30cm + 10cm).
- Use your 1m measuring stick to measure the lengths in m of different things around your home. You might have to go into the garden and measure the length of the car, garden path, gate or your front door.
- Complete the attached Maths worksheet for Activity 2.

### Activity 3 – Comparing lengths

- Watch the video lesson on the White Rose Maths website about comparing lengths (Choose Summer term Wk 2 Lesson 1 – click [here](#))
- Complete the attached Maths worksheet for Activity 3.


#### Top tips:

Remember that:

$<$  means **less than** (smaller than)

$=$  means **equal** (the same as)

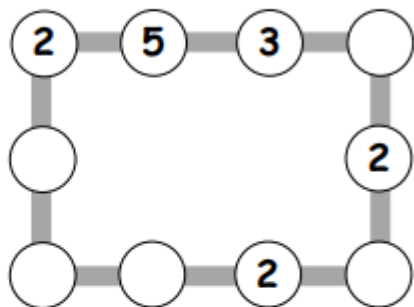
$>$  means **greater than** (bigger than)



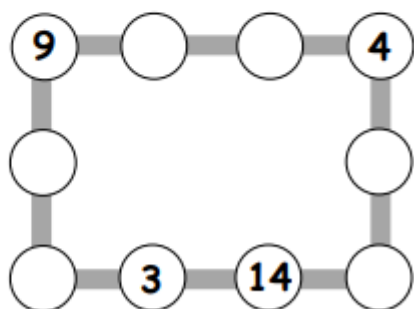
#### Activity 4 – Challenge!

### Number lines

1. Make each line add up to 16.



2. Make each line add up to 20.



3. Make up your own puzzle like this.  
Ask a friend to do it.

#### Useful Links and Videos

- White Rose Maths Year 2 Home Learning page - <https://whiterosemaths.com/homelearning/year-2/>